



Name _____

Date _____

PROJECT 25

Story Chart



Materials

- ✓ your book
- ✓ Story Chart sheet
- ✓ pencil
- ✓ crayons or markers

Steps:

1. Write a sentence describing the setting.
2. List the main characters.
3. Draw pictures of the beginning, middle, and ending of the story. Write a sentence about each.
4. Circle the face that matches what you thought of the book, then tell why.
5. Share your story chart with another student who has read the same book.

Story Chart Example

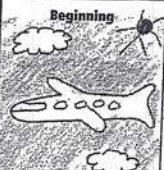


Name _____ Date _____

Story Chart

Book Title: The Ninth Nugget

Setting The setting is Wheat Ranch in Montana. There are a lot of animals at the ranch.

Characters Dink, Josh, and Ruth Rose are the main characters.

Beginning	Middle	Ending
		
Dink, Josh, and Ruth Rose take a plane to Montana.	Josh finds a gold nugget and then it's gone.	The kids find out who took the gold nugget.

I thought this book was great 😊 okay 😐 not good ☹️

because it was exciting when Josh found the nugget!

57

Name _____ Date _____

Story Chart

Book Title: _____

Setting _____

Characters _____

Beginning

Middle

Ending

I thought this book was great 😊 okay 😊 not good ☹️

because _____

